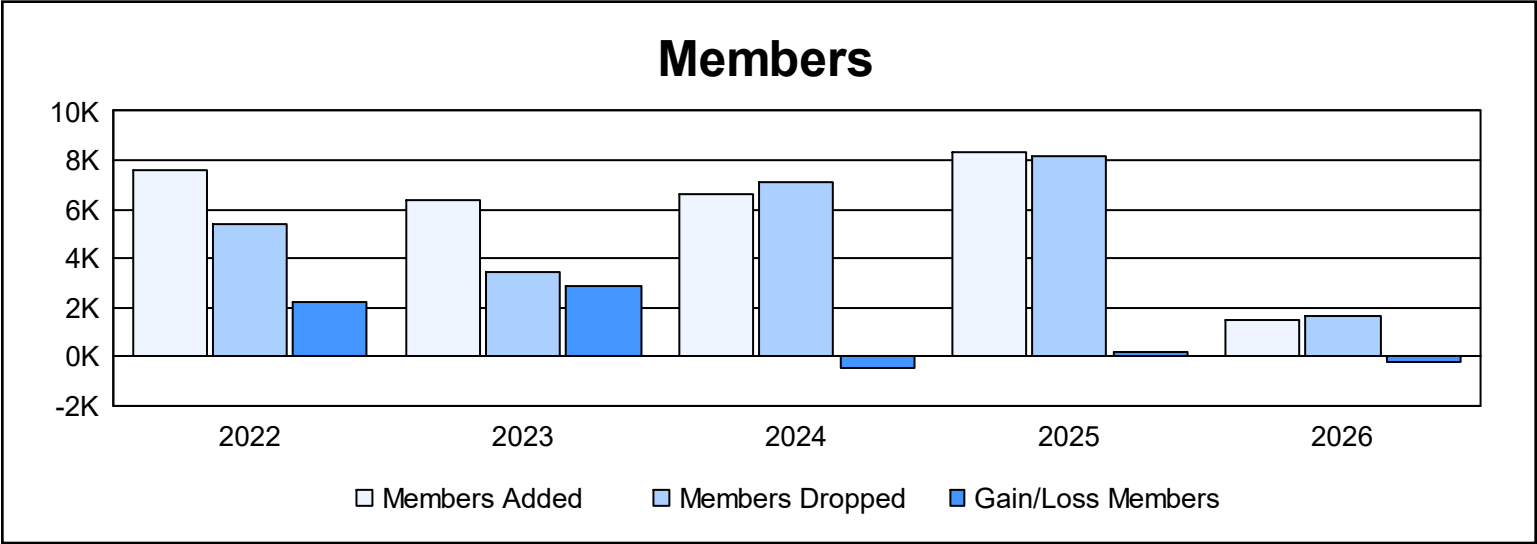
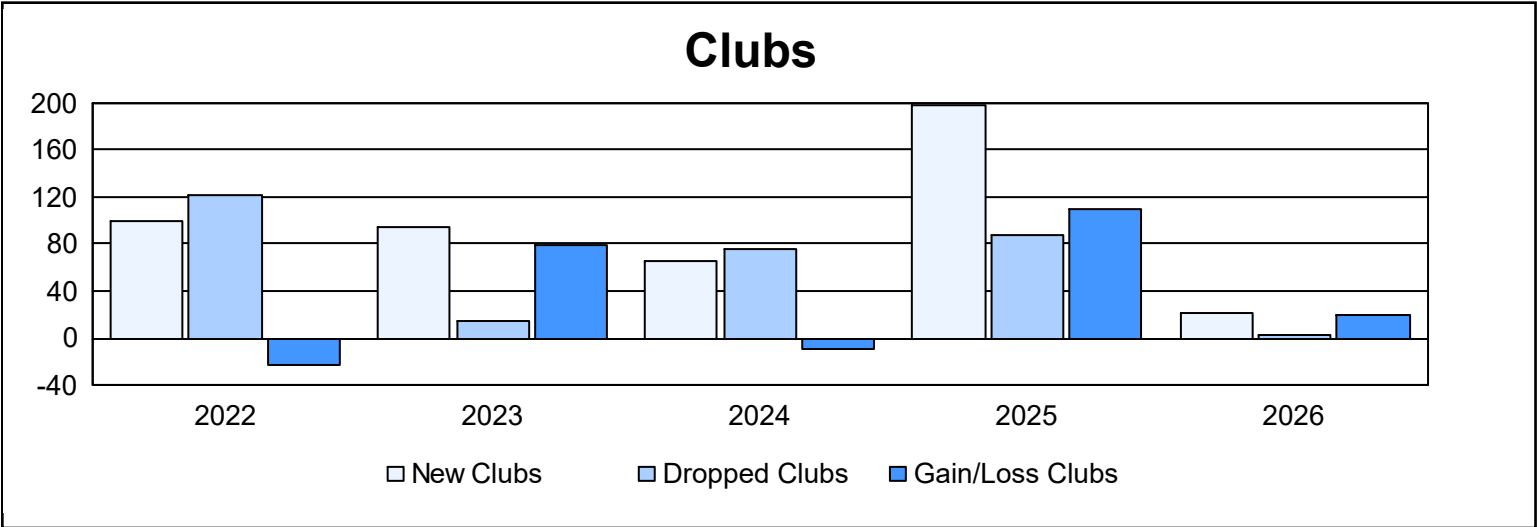
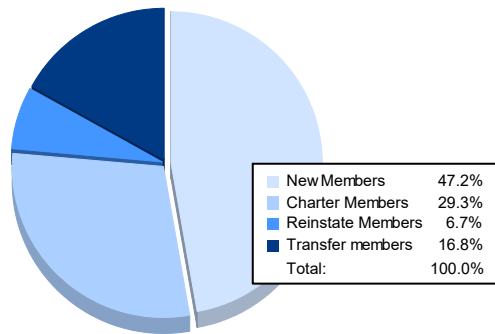


Year	New Clubs	Dropped Clubs	Gain/ Loss Clubs	New Members	Charter Members	Reinstate Members	Transfer Members	Total Member Added	Total Members Dropped	Gain/ Loss Members
2021-2022	99	122	-23	3,656	3,237	362	377	7,632	5,413	2,219
2022-2023	94	15	79	3,090	2,693	280	276	6,339	3,452	2,887
2023-2024	66	75	-9	3,175	1,783	1,372	267	6,597	7,084	-487
2024-2025	197	88	109	2,851	4,092	893	476	8,312	8,153	159
2025-2026	22	3	19	693	430	99	247	1,469	1,679	-210
Average	96	61	35	2,693	2,447	601	329	6,070	5,156	914



Membership Composition September 2025 Cumulative



Gender Composition September 2025 Cumulative

